

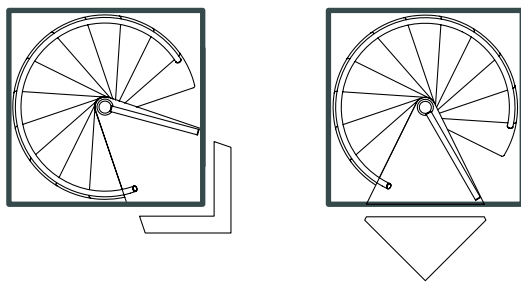
CONFIGURATIONS HOOP

SIZE AND MINIMUM DIMENSIONS OF THE OPENING ON THE CEILING


CEILING OPENING DIAMETER: staircase diameter + 5 cm.

UNIVERSAL LANDING WITH 60° OPENING: adaptable to any opening during installation and fixed at the same level as the finished upper floor.

SQUARE OPENING

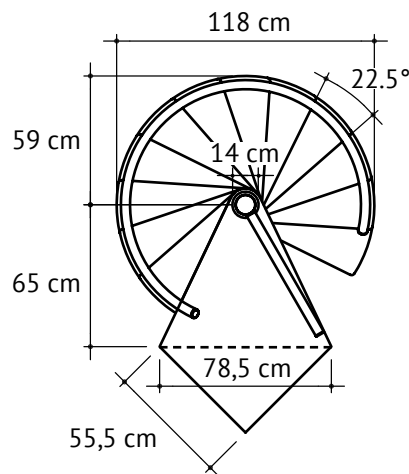


ROUND OPENING

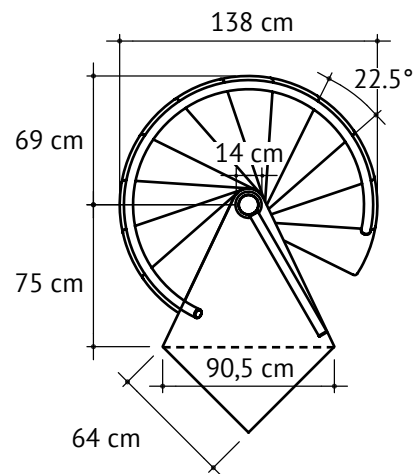


SIZE AND MEASUREMENTS OF THE STAIRCASE

Diameter 118 cm

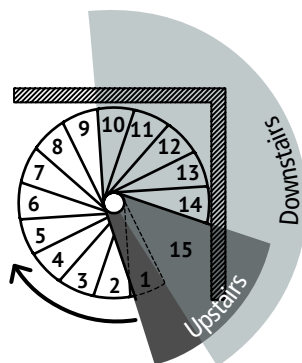


Diameter 138 cm

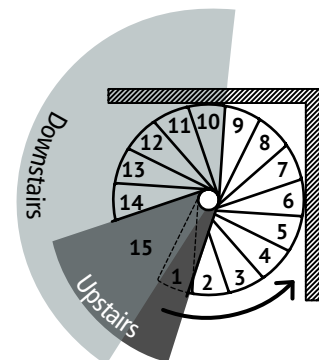


VERIFICATION SCHEME ENTRANCE AREA AND EXIT AREA COMPARED TO THE POSITION OF THE WALLS

NOT RIGHT



RIGHT

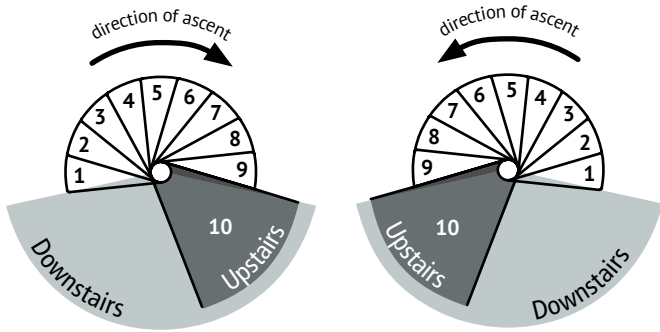


If the first step from the bottom is not accessible, try, if possible, to move the arrival point, to reverse the direction of ascent or to add or remove steps.

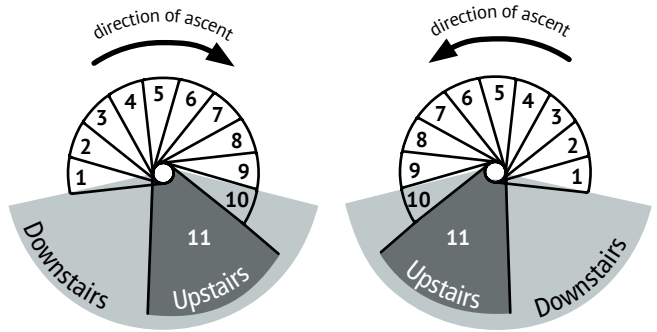
POSSIBLE CONFIGURATIONS OF THE STAIRCASE

Through the following configurations it is possible to determine the direction of ascent, the access to the staircase from the lower and upper floors based on the number of steps.

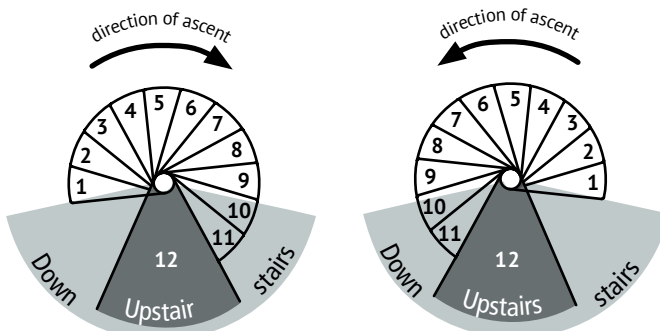
10 STEPS landing included (10 RISES)
Height between floors: Min. 205 cm - Max. 240 cm



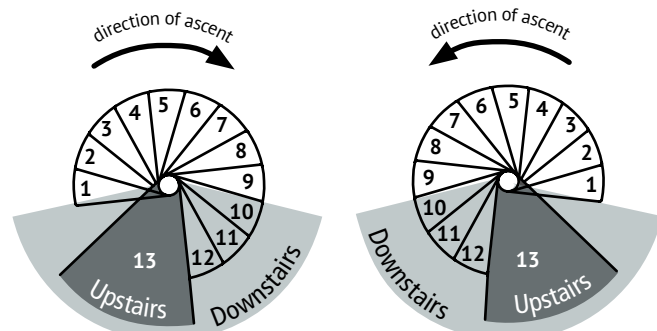
11 STEPS landing included (11 RISES)
Height between floors: Min. 226 cm - Max. 264 cm



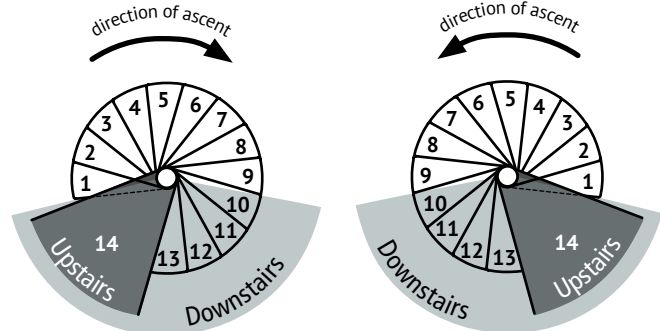
12 STEPS landing included (12 RISES)
Height between floors: Min. 246 cm - Max. 288 cm



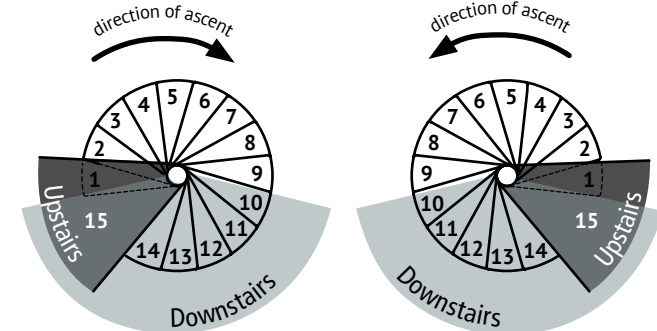
13 STEPS landing included (13 RISES)
Height between floors: Min. 267 cm - Max. 312 cm



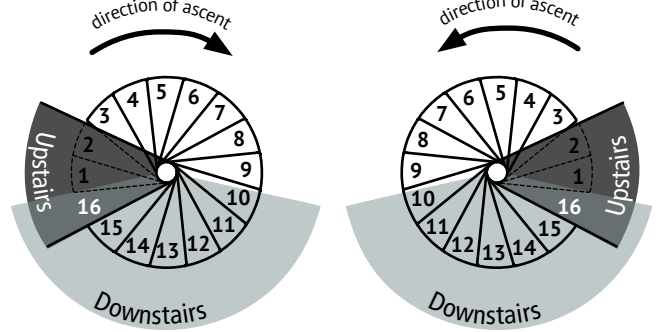
14 STEPS landing included (14 RISES)
Height between floors: Min. 287 cm - Max. 336 cm



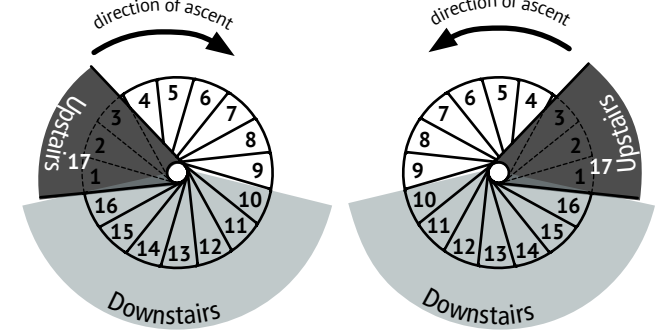
15 STEPS landing included (15 RISES)
Height between floors: Min. 308 cm - Max. 360 cm



16 STEPS landing included (16 RISES)
Height between floors: Min. 328 cm - Max. 384 cm



17 STEPS landing included (17 RISES)
Height between floors: Min. 349 cm - Max. 408 cm

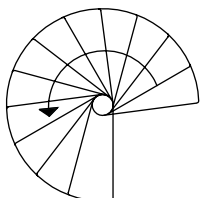


Add more steps to reach greater heights.

CONFIGURATIONS HOOP (WITHOUT LANDING)

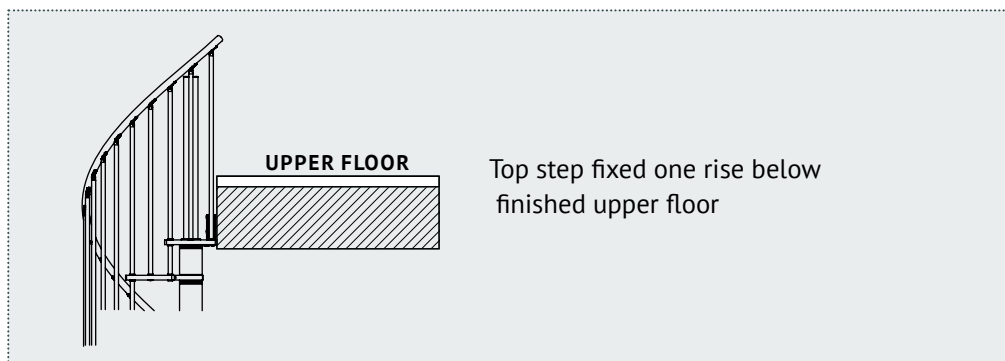
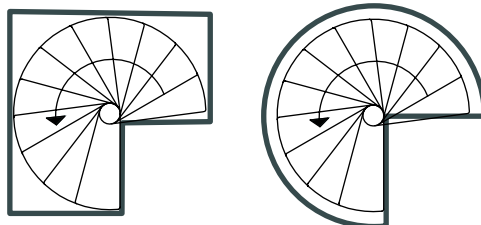
SIZE AND MINIMUM DIMENSIONS OF THE OPENING ON THE CEILING

DIRECT LANDING AT THE FLOOR SLAB OR AT THE MEZZANINE



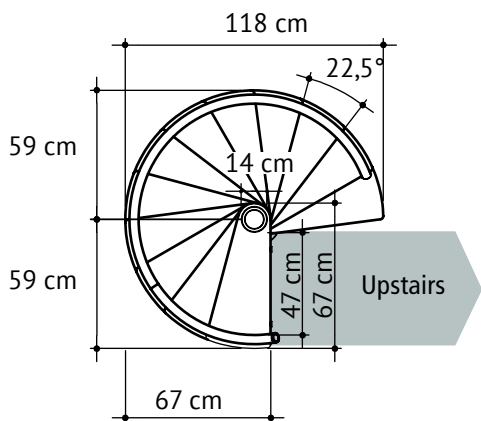
OPENING 'L - SHAPE'

Ceiling opening diameter: staircase diameter + 5 cm.

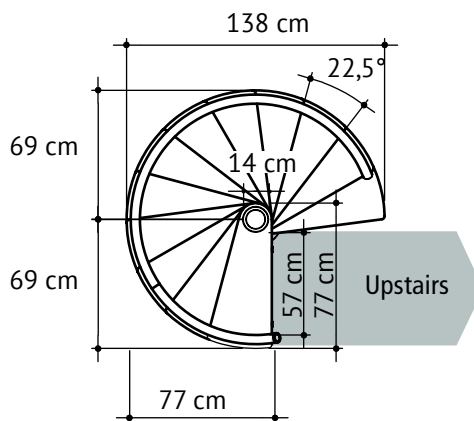


SIZE AND MEASUREMENTS OF THE STAIRCASE

Diameter 118 cm



Diameter 138 cm

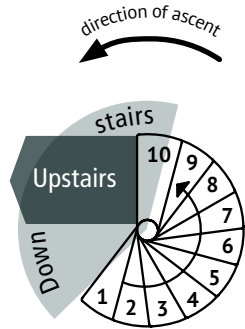
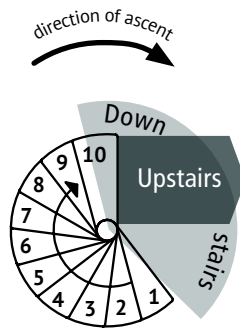
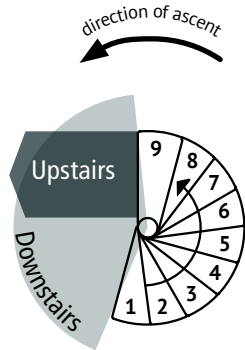
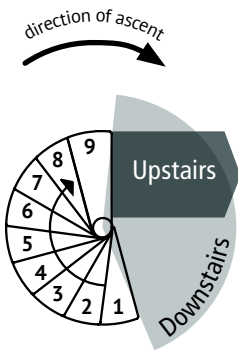


POSSIBLE CONFIGURATIONS OF THE STAIRCASE

Through the following configurations it is possible to determine the direction of ascent, the access to the staircase from the lower and upper floors based on the number of steps.

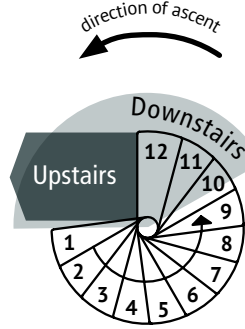
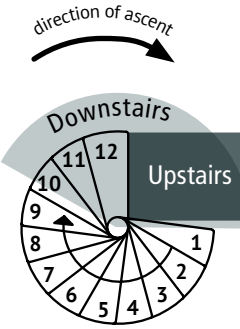
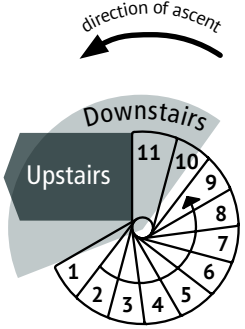
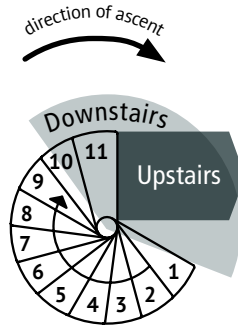
9 STEPS (10 RISES)
 Height between floors: : Min. 205 cm - Max 240 cm

10 STEPS (11 RISES)
 Height between floors: Min. 226 cm - Max. 264 cm



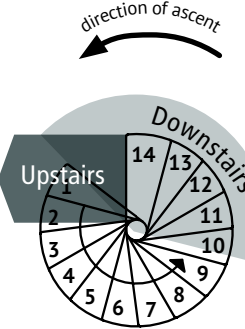
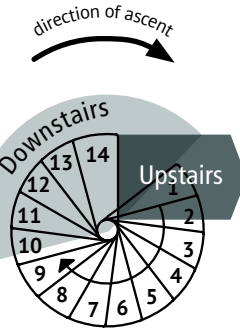
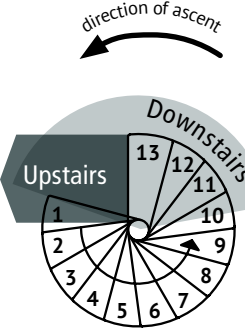
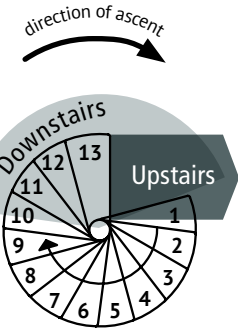
11 STEPS (12 RISES)
 Height between floors: Min. 246 cm - Max. 288 cm

12 STEPS (13 RISES)
 Height between floors: Min. 267 cm - Max. 312 cm



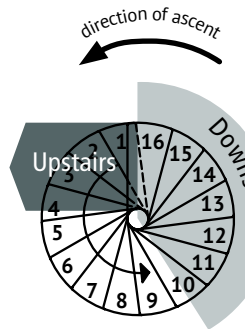
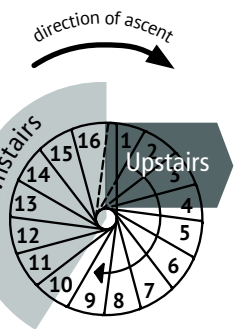
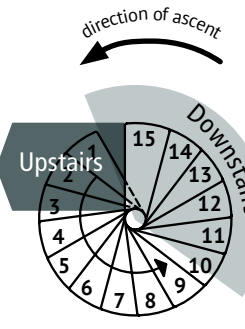
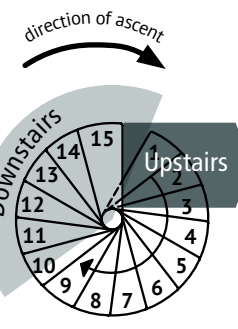
13 STEPS (14 RISES)
 Height between floors: Min. 287 cm - Max. 336 cm

14 STEPS (15 RISES)
 Height between floors: Min. 308 cm - Max. 360 cm



15 STEPS (16 RISES)
 Height between floors: Min. 328 cm - Max. 384 cm

16 STEPS (17 RISES)
 Height between floors: Min. 349 cm - Max. 408 cm



Add more steps to reach greater heights.